

# NETYS RT

Total protection on rack or tower  
from 1100 to 11000 VA



## The solution for

- > Switching
- > Storage
- > Servers and networking devices
- > VoIP communication systems
- > Structured cabling systems
- > Control systems
- > Video surveillance systems

## Technology

- > VFI "online double conversion"

## Certifications



## Advantages



### High protection and availability

- Online double conversion technology with sinusoidal waveform, completely filters out all disturbances from / to the mains power supply and ensures maximum protection of the utility.
- Permanent regulation of output voltage and frequency.
- Wide tolerance of the input voltage reduces switchovers to battery mode, prolonging battery life.

### Simple to install

- No configuration necessary on first startup.
- Space and time saving 'tower-to-rack' conversion mode.
- IEC input and output connections (1100-3300 VA) or terminal input and output connections with built-in magnetothermal input switch (5000-11000 VA).
- Compact footprint (tower mode).
- Compact rack enclosure saving valuable cabinet rack space.

### Easy to use

- Clear and uncluttered LCD interface, with buzzers that immediately indicate the operating status of the UPS, even for less specialist users.
- Wide range of communication protocols for integration into LAN networks or Building Management Systems (BMS).
- Load segmentation function to prioritize loads and manage critical situations.
- EPO (Emergency Power Off).
- RS232 advanced connection for the management of power supply and local / remote shutdown of the applications.

### Meets practical needs

- Modular battery extension (EBM) to meet all back-up time requirements, even after installation.
- Possibility of 1+1 parallel redundant configuration to maximise the availability of critical utilities, even in the event of a module breakdown (5000-11000 VA).

### Standard electrical features

- Built-in backfeed protection.
- RJ11 connection for Emergency Power Off (EPO).
- Connection for battery extension modules.
- Port for parallel operation (5000-11000 VA).

### Electrical options

- 1+1 parallel module (5000-11000 VA).
- Battery extension modules.
- Manual bypass without interruption (5000-11000 VA).
- Hot-swap manual bypass (1100-3300 VA).
- Portable multiple German standard outlets with cable and IEC 320-C20 plug.

### Standard communication features

- 1 slot for communication options.
- RT-VISION: professional WEB/SNMP interface for UPS monitoring and shutdown management of several operating systems (5000-11000 VA).
- USB port for UPS management based on HID protocol.
- MODBUS RTU (RS232).
- LOCAL VIEW software for local UPS monitoring and shutdown for Windows, Linux and MAC Osx.

### Communication options

- Dry-contact interface.
- RT-VISION: professional WEB/SNMP interface for UPS monitoring and shutdown management of several operating systems (1100-3300 VA).
- Environmental Monitoring Device (EMD).
- REMOTE VIEW PRO supervision software.

### Technical data





NETYS RT								
Model	NRT2-U1100	NRT2-U1700	NRT2-U2200	NRT2-U3300	NRT2-5000K	NRT2-7000K	NRT2-9000K	NRT2-11000K
Sn	1100 VA	1700 VA	2200 VA	3300 VA	5000 VA	7000 VA	9000 VA	11000 VA
Pn	900 W	1350 W	1800 W	2700 W	4500 W	5400 W	7200 W	9000 W
Architecture	online double conversion VFI with input PFC and automatic bypass							
Parallel redundant function	-	-	-	-	1+1	1+1	1+1	1+1
<b>INPUT</b>								
Voltage	230 V (1ph) 175÷280 V; up to 120 V @70% load				230 V (1ph) 181÷280 V; up to 100 V @50% load			
Frequency	50/60 Hz +/-10% (Auto-Selectable)							
Power factor / THDi	>0.99 / <5%							
Input socket	IEC 320-C14 (10 A)	IEC 320-C20 (16 A)			terminals			
<b>OUTPUT</b>								
Voltage	230 V (1ph) selectable 200 / 208 / 220 / 240 V - 50 or 60 Hz ± 2% (± 0.05 Hz in battery mode)							
Power factor	0.9 @ 1000 VA	0.9 @ 1500 VA	0.9 @ 2000 VA	0.9 @ 3000 VA	0.9 @ 5000 VA	0.9 @ 6000 VA	0.9 @ 8000 VA	0.9 @ 10000 VA
Efficiency	up to 93% online mode							
Overload capability	up to 105% continuously; 125% x 3 min; 150% x 30 sec				up to 105% continuously; 125% x 5 min; 150% x 30 sec			
Output connections	6 x IEC 320-C13 (10 A)	6 x IEC 320-C13 (10 A) + 1 x IEC 320-C19 (16 A)			terminals			
<b>BATTERY</b>								
Standard autonomy <sup>(1)</sup>	8	12	8	10	8	6	8	6
Voltage	24 VDC	48 VDC	48 VDC	72 VDC	192 VDC	192 VDC	240 VDC	240 VDC
Recharge time	< 3 hr to recover 90% capacity				< 6 hr to recover 90% capacity			
<b>COMMUNICATION</b>								
Mimic panel	LCD with graphical icons				LCD with menu available in 6 languages			
RS232 MODBUS protocol	•	•	•	•	•	•	•	•
USB HID protocol	•	•	•	•	-	-	-	-
WEB/SNMP (Ethernet RJ45 port)	option	option	option	option	•	•	•	•
COMM slot	•	•	•	•	•	•	•	•
Dry contacts card	option	option	option	option	option	option	option	option
EPO input (RJ11 port)	•	•	•	•	•	•	•	•
Parallel port	-	-	-	-	•	•	•	•
<b>STANDARDS</b>								
Safety	IEC/EN 62040-1, AS 62040.1.1, AS 62040.1.2							
EMC	IEC/EN 62040-2, AS 62040.2							
Performance	IEC/EN 62040-3 (efficiency tested by an external independent body)							
Product declaration <sup>(2)</sup>	CE, RCM (E2376)							
<b>ENVIRONMENT</b>								
Operating ambient temperature	from 0 °C to +40 °C (from 15 °C to 25 °C for best battery life)							
Storage temperature range	from -15 °C to +50 °C (from 15 °C to 25 °C for best battery life)							
Relative Humidity	5-95% non-condensing							
Noise level (ISO 3746)	< 45 dBA	< 50 dBA			< 55 dBA			
<b>UPS CABINET</b>								
UPS size std (W x D x H)	89x332x440 mm	89x430x440 mm	89x430x440 mm	89x608x440 mm	177.5x670x440 mm	177.5x670x440 mm	261 x623x440 mm	261 x623x440 mm
UPS size RACK	2U	2U	2U	2U	2U+2U	2U+2U	3U+3U	3U+3U
UPS weight std	13 kg	18 kg	19 kg	30 kg	15.5+40 kg	16+40 kg	19.5+66 kg	20+66 kg
IP rating	IP20							
EBM module size (W x D x H)	89x332x440 mm	89x430x440 mm	89x430x440 mm	89x608x440 mm	89x608x440 mm	89x608x440	131 x623x440 mm	131 x623x440 mm
EBM module RACK	2U	2U	2U	2U	2U	2U	3U	3U
EBM module weight	16 kg	29 kg	29 kg	43 kg	40 kg	40 kg	66 kg	66 kg

(1) @75% of rated load PF 0.7. (2) BIS compliance for 5000 VA model

# NETYS RT

Single-phase UPS  
from 1100 to 11000 VA

## Connections



## Converts from Tower to Rack mounted



- |                                      |   |
|--------------------------------------|---|
| 1. Mains input socket (IEC 320)      | 9. Connector for external battery extension |
| 2. Fan                               | 10. Slot for optional communication boards  |
| 3. Output socket (full power)        | 11. Battery extension connector             |
| 4. EPO (Emergency Power Off) input   | 12. Output terminals                        |
| 5. RS232 interface (MODBUS protocol) | 13. Input terminals                         |
| 6. USB port                          | 14. Input switch                            |
| 7. Input protection                  | 15. RJ45 LAN ethernet connector             |
| 8. Output sockets (IEC 320 - 10 A)   | 16. Parallel port connector                 |

## Electrical options



**Model: ENT-OP-IEC-3DIN**  
Portable multiple  
German standard sockets

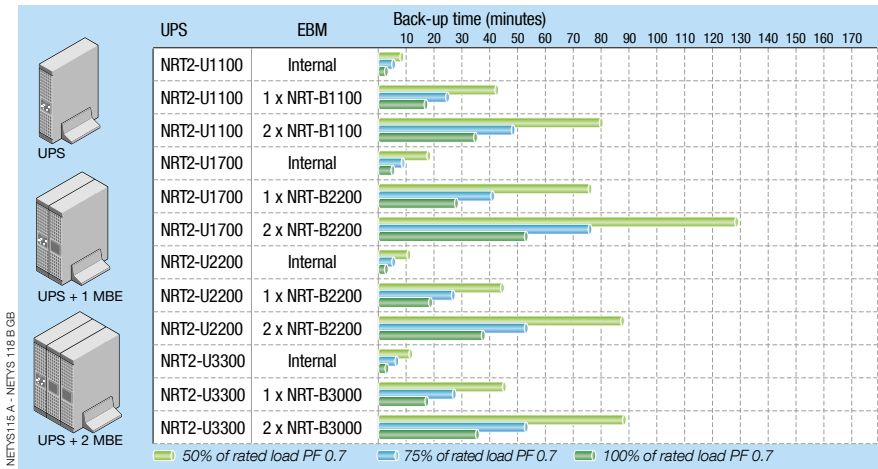


**Model: NRT-OP-MBP**  
Manual bypass  
(5000-11000 VA)



**Model: MBP-1U-IEC**  
Hot-swap manual bypass  
(1100-3300 VA)

**NETYS RT 1100-3300 VA - Battery extension**



**Parallel redundant operation for business continuity**

To achieve the highest level of availability and to power critical utilities, NETYS RT UPS modules above 3.3 kVA can be configured for 1:1 redundancy.

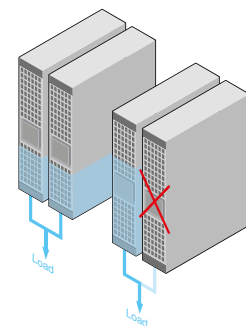
Redundant operation (1+1) means: the system incorporates one more UPS module than is needed to protect the load; in the event of a breakdown, it guarantees sufficient power supply capacity to the load by maintaining online protection.

Parallel technology is based on the principle of load sharing, whereby both units are always kept active.

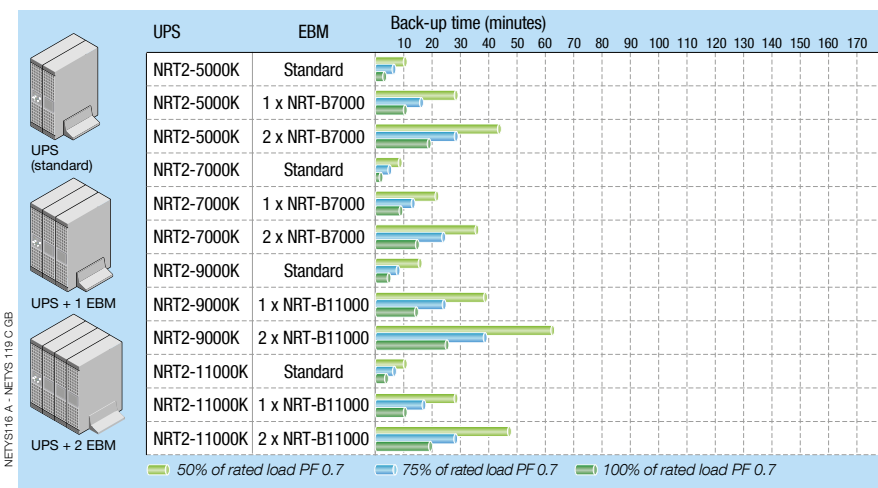
In a redundant configuration, overall system availability is much higher than a conventional UPS system using similar technology.

1+1 redundant configuration does not require additional circuits and can therefore be set up at a later date, simply by using two UPS modules and a collector / manual bypass module which simplifies cabling and maintenance of the UPS installation.

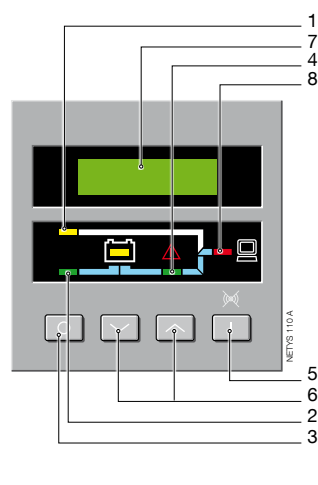
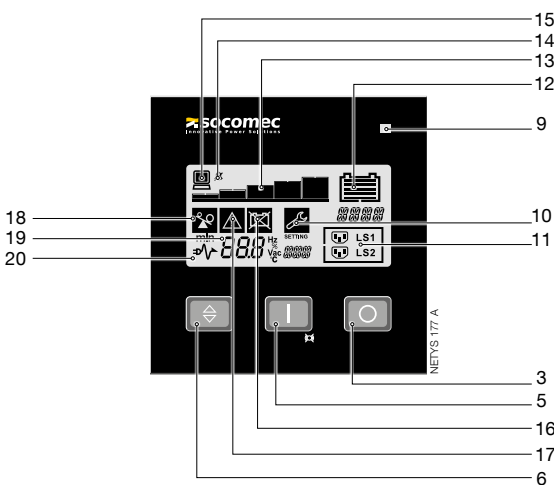
To further streamline the solution, it is also possible to select between operation with separate battery or shared battery, which is extremely useful in the case of applications requiring high levels of autonomy.



**NETYS RT 5000-11000 VA - Battery extension**



**Control panel**



1. Yellow LED lit. Operation in bypass mode
2. Green LED lit. Mains healthy
3. OFF button
4. Green LED lit. Normal operation (inverter in-line)
5. ON/TEST and buzzer override button
6. Navigator button
7. Alphanumeric LCD display
8. Green LED lit. Status of the load
9. Load status
10. Configuration
11. Programmable outlets
12. Battery status
13. Load level (5 steps)
14. Buzzer off
15. Load present
16. Battery fault / Replace the battery
17. General alarm
18. Overload
19. Input value
20. Normal mode / Battery mode (flashing)

1100 VA - 1700 VA - 2200 VA - 3300 VA

5000 VA - 7000 VA - 9000 VA - 11000 VA