QUICK START

# *Modem RTC <=> RS232 / RS485*

F GB

Ce document va vous permettre d'installer rapidement le modem RS232 <–> RTC <–> RS485.
Cependant avant de vous lancer dans l'installation de ce produit, sachez qu'il existe de nombreuses informations qui ne sont pas évoquées dans ce guide de démarrage express.
Nous vous invitons à prendre connaissance de la notice que vous trouverez sur le CD joint avec le produit ainsi que des outils d'aide à l'installation et à l'exploitation sur le site **www.socomec.com**.

*This document will enable you to quickly install the RS232 <–> RTC <–> RS485 modem.*
*However, before you start to install the product, you should be aware that there are a number of instructions that do not appear in this quick start guide.*
*We recommend that you refer to the instructions given on the CD supplied with this product, as well as the help tools for installation and use found at* ***www.socomec.com****.*

## CONFIGURATION DES INTERRUPTEURS DIP / *DIP SWITCH CONFIGURATION*

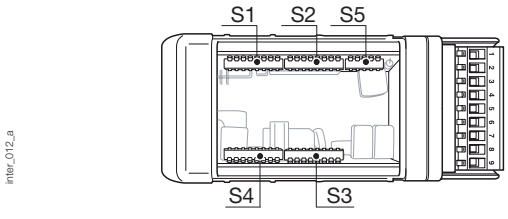


### > Interrupteur DIP S1 / *S1 DIP-switch*

**Sélection de la vitesse de transmission / *Selection of DTE speed***

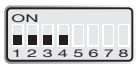
Auto Baud

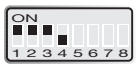
19.2 kbit/s

1200 bit/s

38.4 kbit/s

2400 bit/s

57.6 kbit/s

4800 bit/s

115.2 kbit/s

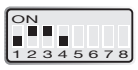
9600 bit/s

**Sélection du format / *Serial format selection***

7E 1S

7E 2S

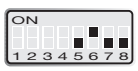
7O 1S

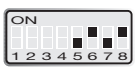
7O 2S

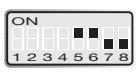
8N 1S

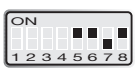
8N 2S

8E 1S

8E 2S

8O 1S

8O 2S

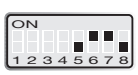
Direct Mode 8E,8O

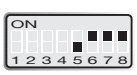
Direct Mode 8E,8O 2S

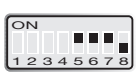
Direct Mode 7E,7O,8N

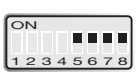
Direct Mode 7E,7O,8N 2S

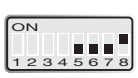
7N 2S

### > Interrupteur DIP S2 / *S2 DIP-switch*

**Sélection du mode de la Ligne Louée / *Leased Line Mode selection***

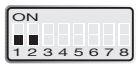
Ligne Louée désactivée, RTC activé / *Leased Line disable, PSTN enable*

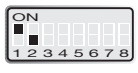
Ligne Louée multipoint / *Leased Line multidrop*

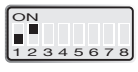
Ligne Louée en réception / *Leased Line answering*

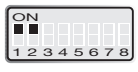
Ligne Louée en émission / *Leased Line calling*

**Sélection de l'interface de transmission / *DTE interface selection***

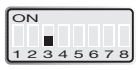
RS485 désactivée, RS232 activée / *RS485 disable, RS232 enable*

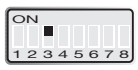
RS485 activée, RS232 désactivée / *RS485 enable, RS232 disable*

**RS485**

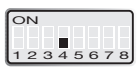
RS485, 2 fils / *RS485, 2-wire*

**Ligne Louée 2/4 wire selection / *Leased Line 2/4 wire selection***

Ligne Louée 2 fils / *Leased Line 2-wire*

Ligne Louée 4 fils / *Leased Line 4-wire*

**Sélection du mode de rappel RTC de la ligne Louée / *Selection PSTN backup of Leased Line***

Mode de rappel de la Ligne Louée désactivé / *Backup of Leased Line disabled*

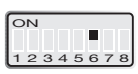
Mode de rappel de la Ligne Louée activé / *Backup of Leased Line enabled*

**Sélection du rappel automatique / *Selection of answering/ calling mode for PSTN backed up Leased Line***

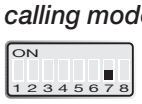
Réponse/ *Answering*

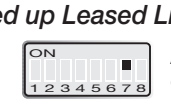
Appel / *Calling*

**Paramétrage de la configuration à distance / *Remote configuration control***

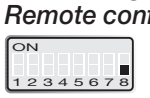
Utilisation des valeurs mémorisées/ *Use stored values*

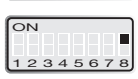
Configuration à distance activée / *Remote configuration enabled*

F GB

# CONFIGURATION DES INTERRUPTEURS DIP / *DIP SWITCH CONFIGURATION*

## > Interrupteur DIP S3 / *S3 DIP-switch*

### Terminaison de Ligne Louée multipoint / *Multidrop Leased Line termination*

Terminaison désactivée / *Termination disabled*

Terminaison de l'Émetteur/Récepteur en mode 2 fils et de l'Émetteur en mode 4 fils / *Termination of Transmitter/Receiver in 2-wire mode and Transmitter in 4-wire mode*

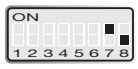

Terminaison du Récepteur en mode 4 fils / *Termination of Receiver in 4-wire mode*

Terminaison de l'Émetteur et du Récepteur en mode 4 fils / *Termination of both Transmitter and Receiver in 4-wire mode*

### Interface de contrôle de flux de transmission / *Flow control DTE interface*

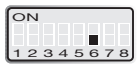

Utilisation de la valeur mémorisée pour AT&Kn / *Use stored value for AT&Kn*

Activation du contrôle de flux RTS/CTS pour AT&K3 / *RTS/CTS flow control enable AT&K3*

### Paramétrage API / *PLC parameter setting*

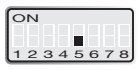

Utilisation des valeurs mémorisées / *Use stored values*

Paramètres API ATQ1E0&C1&K0&A1 / *PLC settings ATQ1E0&C1&K0&A1*

### Paramétrage des modes fiables / *Reliable mode setting*

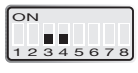

Utilisation des valeurs mémorisées / *Use stored values*

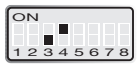

Mode fiable AT\N0 désactivé / *Reliable mode AT\N0 disable*

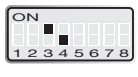

Mode fiable AT\N2 activé / *Reliable mode AT\N2 enable*

### Composition sans accusé de réception / *Blind dialing*

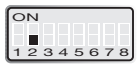

Utilisation des valeurs mémorisées / *Use stored values*

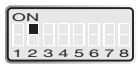

Activation de la composition sans accusé de réception ATX3 / *Enable blind dialing ATX3*

### Raccrochage / *Dial abort*

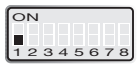

Utilisation des valeurs mémorisées / *Use stored values*

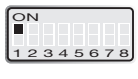

Raccrochage désactivé AT&A1 / *Dial abort disabled AT&A1*

## > Interrupteur DIP S4 / *S4 DIP-switch*

### Sélection du débit de la ligne et modulation / *Selection of line speed and modulation*

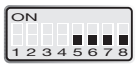

Utilisation des paramètres mémorisés définis par AT+MS / *Use saved parameters defined by AT+MS*

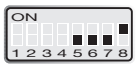

V.21 300

V.23 1200 hdx

V.22 1200

V.22bis 2400

V.32bis 4800

V.32bis 7200

V.32bis 9600

V.32bis 12000

V.32bis 14400

V.34 19200

V.34 24000

V.34 28800

V.34 33600

Débit auto / Automatic line speed

### Paramétrage repli auto / *Auto retrain control*

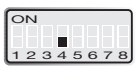

Utilisation des valeurs mémorisées / *Use stored values*

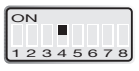

Repli auto désactivé AT%E0 / *Auto retrain disabled AT%E0*

### Paramétrage de la compression de données / *Data compression control*

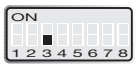

Utilisation des valeurs mémorisées / *Use stored values*

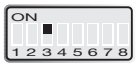

Compression de données AT%C0 désactivée / *Data compression AT%C0 disabled*

### Paramétrage DCD, DTR et DSR / *DCD, DTR and DSR control*

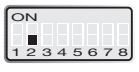

Utilisation des valeurs mémorisées / *Use stored values*

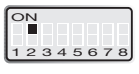

DCD et DSR toujours actifs, DTR ignoré. AT&C0&D0&S0 / *DCD and DSR always on, DTR ignored. AT&C0&D0&S0*

### Rétablissement du paramétrage d'usine du modem / *Set modem to factory default*

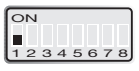

Utilisation des valeurs mémorisées / *Use stored values*

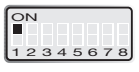

Rétablissement du paramétrage d'usine* / *Restore factory default setting**

## > Interrupteur DIP S5 / *S5 DIP-switch*

### Terminaison RS485 / *RS485 termination*

Pas de terminaison / *No termination*

Terminaison active en mode 2 fils / *Terminaison enable in 2-wire connection*

** Ne pas laisser S4 : 1 en position « ON » si l'on ne souhaite pas le rétablissement du paramétrage d'usine à chaque mise sous tension. / Don't leave S4:1 in ON position if not intending to restore factory setting at every power on.*

QUICK START

# *Modem RTC <=> RS232 / RS485*

F GB

## CONFIGURATION USINE / *FACTORY SETTINGS*

S1

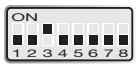

S2

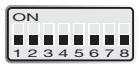

S3

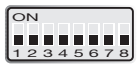

S4

S5

## CONNEXIONS / *CONNECTIONS*



F GB

## CONNEXIONS / *CONNECTIONS*

### > RS485

| Pin | Direction* | Description | Product marking |
|---|---|---|---|
| 3 | Entrée/sortie / *In / out* | T- (A/A') Transmit /Receive 2-wire | T- |
| 4 | Entrée/sortie / *In / out* | T+ (A/A') Transmit /Receive 2-wire | T+ |

### > Alimentation / *Power*

| Pin | Direction* | Description | Product marking |
|---|---|---|---|
| 1 | Entrée / *In* | AC: Neutral *DC: –Voltage* | ≂ |
| 2 | Entrée / *In* | AC: Line *DC: +Voltage* | |

### > I/O Entrée/sortie (relais) / *I/O Input / Relay Output*

| Pin | Direction* | Description | Product marking |
|---|---|---|---|
| 1 | Entrée / *In* | Input + | + |
| 2 | Entrée / *In* | Input – | – |

| Pin | Direction* | Description | Product marking |
|---|---|---|---|
| 1 | Entrée/sortie / *In / out* | Contact normalement fermé / *Normal closed contact* | NC |
| 2 | Entrée/sortie / *In / out* | Contact commun *Common contact* | C |
| 3 | Entrée/sortie / *In / out* | Contact normalement ouvert / *Normal open contact* | NO |

### > Ligne Louée / *Leased Line*

| Pin | Direction* | Description | Product marking |
|---|---|---|---|
| 1 | Sortie / *Out* | 4 fils émission / *4-wire Transmit* | LL1 |
| | Entrée/sortie / *In/Out* | 2 fils réception/émission / *2-wire Receive/ Transmit* | |
| 2 | Sortie *Out* | 4 fils émission / *4-wireTransmit* | LL2 |
| | Entrée/sortie / *In/Out* | 2 fils réception/émission / *2-wire Receive/ Transmit* | |
| 3 | Entrée / *In* | 4 fils réception *4-wire Receive* | LL3 |
| | Entrée/sortie / *In/Out* | 2 fils réception/émission, mode de rappel RTC Ligne Louée / *2-wire Receive/ Transmit at Leased Line PSTN backup* | |
| 4 | Entrée / *In* | 4 fils réception / *4-wire Receive* | LL4 |
| | Entrée/sortie / *In/Out* | 2 fils réception/émission, mode de rappel RTC Ligne Louée / *2-wire Receive/ Transmit at Leased Line PSTN backup* | |

### > RS232 (DTE)

| Pin D-sub | Pin Screw terminal | Direction* | Description | D-sub description |
|---|---|---|---|---|
| 1 | 4 | Sortie / *Out* | Détection de porteuse de données / *Data Carrier Detect (DCD)* | |
| 2 | 7 | Sortie / *Out* | Données reçues / *Received Data (RD)* | |
| 3 | 8 | Entrée / *In* | Données transmises *Transmitted Data (TD)* | |
| 4 | 3 | Entrée / *In* | Terminal de données prêt *Data Terminal Ready (DTR)* | |
| 5 | 1 | – – | GND *Signal Ground (SG)* | |
| 6 | 2 | Sortie / *Out* | Poste de données prêt *Data Set Ready (DSR)* | |
| 7 | 6 | Entrée / *In* | Demande d'émission *Request To Send (RTS)* | |
| 8 | 5 | Sortie / *Out* | Prêt à émettre *Clear To Send (CTS)* | |
| 9 | 9 | Sortie / *Out* | Indicateur d'appel *Ring Indicator (RI)* | |

### > RTC / *PSTN*

| Pin Rj-11C | Pin Screw terminal** | Direction* | Description | Product marking Rj-11C | Product marking Screw terminal | |
|---|---|---|---|---|---|---|
| a | | | NC | | | |
| b | | Entrée/sortie / *In/Out* | RTC émission/réception Déconnexion de "broche c" quand modem décroche/ *PSTN Transmit/ Receive Disconnects from "pin c" when the modem goes Off-Hook* | | | |
| c | 2 | Entrée/sortie / *In/Out* | RTC émission/réception *PSTN Transmit/ Receive* | | LL2 | |
| d | 1 | Entrée/sortie / *In/Out* | RTC émission/réception *PSTN Transmit/ Receive* | | LL1 | |
| e | | Entrée/sortie / *In/Out* | RTC émission/réception Déconnexion de "broche c" quand modem décroche/ *PSTN Transmit/ Receive Disconnects from "pin c" when the modem goes Off-Hook* | | | |
| f | | | NC | | | |

** Flux par rapport au modem / Direction relative to this unit.*

*** La connexion RTC par borne vissable est la même que la connexion de la ligne louée / The PSTN screw terminals are shared with 2-wire Leased Line.*

*NC = Non connecté / Not Connected.*



socomec
Innovative Power Solutions

Réf.: 874_664_b - 03/07