



EU Type Examination Certificate Number: 0120/ SGS0527

SOCOMEK S.A.S

1 Rue de Westhouse 67230 BENFELD
FRANCE

Instrument Identification:
48C03134, 48C03136

Polyphase, Active Import / Export (kWh), Indoor, Electricity Meter

Instrument Traceable Number
0120/SGS0527

has been assessed and certified as meeting the requirements of

EU Directive 2014/32/EU
on Measuring Instruments Annex II, Module B

It is certified that the manufacturer's technical design and specimen for the above instrument has been examined and, based on the evidence submitted, it is considered that the instrument conforms to the requirements of Annex V of EU Directive 2014/32/EU

This certificate must be used in conjunction with a certificate covering the product verification as required in Annex II, Module D or Annex II, Module F

This certificate is valid until 5th January 2025
Issue 2

Certification is based on report number(s): SHES130800321501 dated 26th December 2014
EMA198278/1 dated 26th December 2014
EMA198278/2 dated 21st June 2016
EMA288737/2 dated 1st April 2021
EMA295592/1

Authorised Signature

Tuomas Hänninen

SGS Fimko OY, Notified Body 0598
Takomotie 8, FI-00380 Helsinki, Finland
t +358 9 6963 61 www.sgs.fi





EU-Type Examination Certificate Number:

0120/SGS0527

Issue Number: 2


Dated: 21 February 2022

1. Technical Data

Manufacturer	SOCOMECS.A.S
Meter Types Version 1 and Version 2	48C03134, 48C03136
Voltage Rating (U_n)	3x230/400V
Current Rating (I_{min} – I_{ref} (I_{max}))	0.5-10(100)A & 0.5-10(80)A
Frequency (F_n)	50Hz
Active Accuracy Class (kWh)	A or B (kWh)
Type of circuit	3p4w, 3p3w, 1p2w
Temperature Range	-40°C to +70°C
Software Version No's.	48C03134, 48C03136: V1.3
Checksum No's.	48C03134: 0x0000AFF9 48C03136: 0x00003C02
Identification Location	Nameplate
Bill Of Materials Version	48C03134: V1.4, DH-JS-180008-1.0 48C03136: V1.4, DH-JS-180008-1.0
IP Rating	IP51
Insulation Protective Class	Class II
LED Pulse Constant	400imp/ kWh
Impulse Voltage Rating	6kV
AC Voltage Rating	4kV
Main Cover Sealing Type	1 x Wire & Crimp
Integrity of meter	Inaccessible without breaking seals
Intended Location of the Meter	Indoor
Type of Register	LCD
Location of Distributors Name and Address	On accompanying documentation

2. Photograph of Meter and Sealing Plan

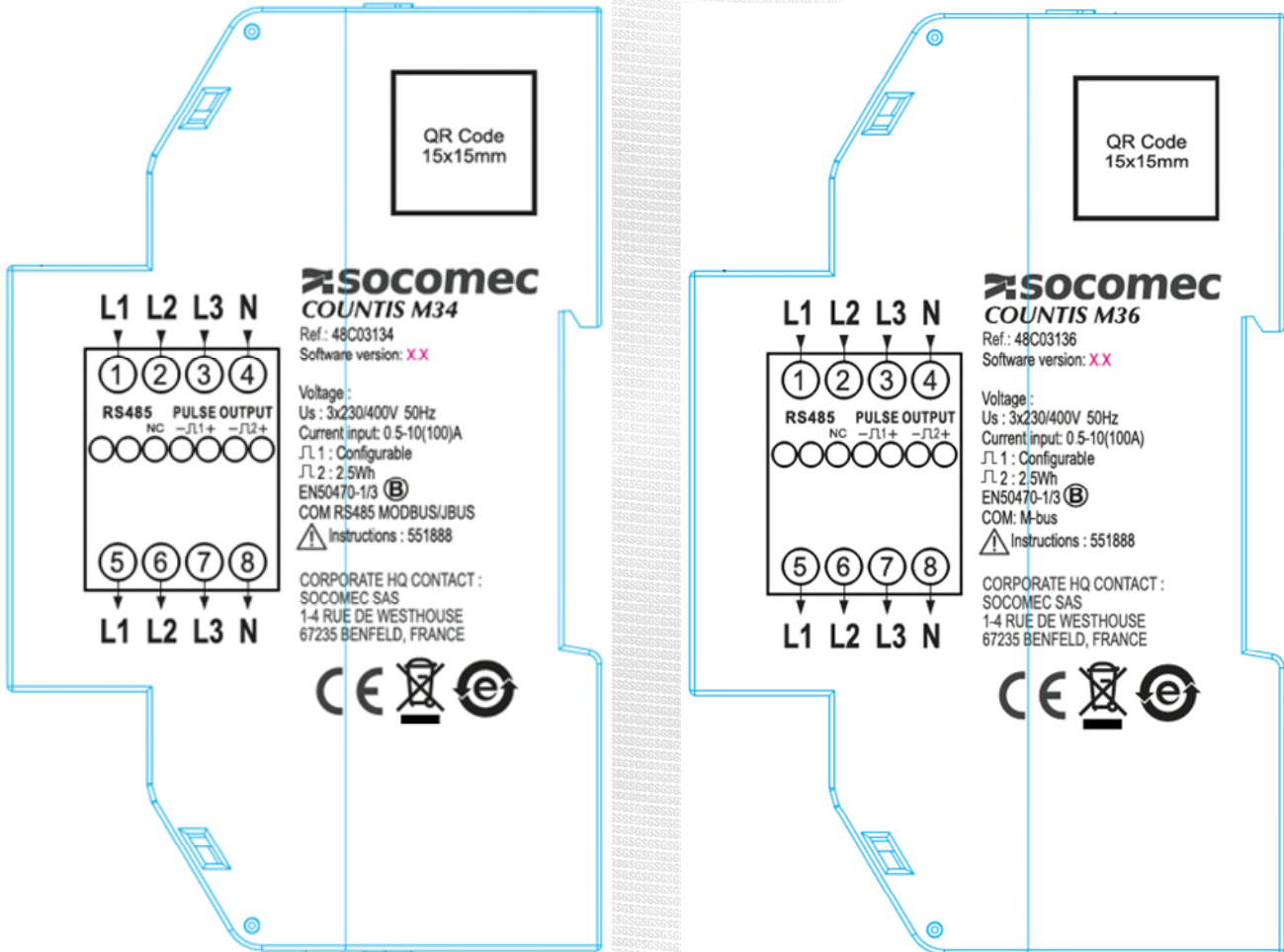
Terminal covers seals




Terminal covers seals



3. Examples of Nameplates and Wiring Diagrams



	EU-Type Examination Certificate Number:	
	0120/SGS0527	
	Issue Number: 2	Dated: 21 February 2022

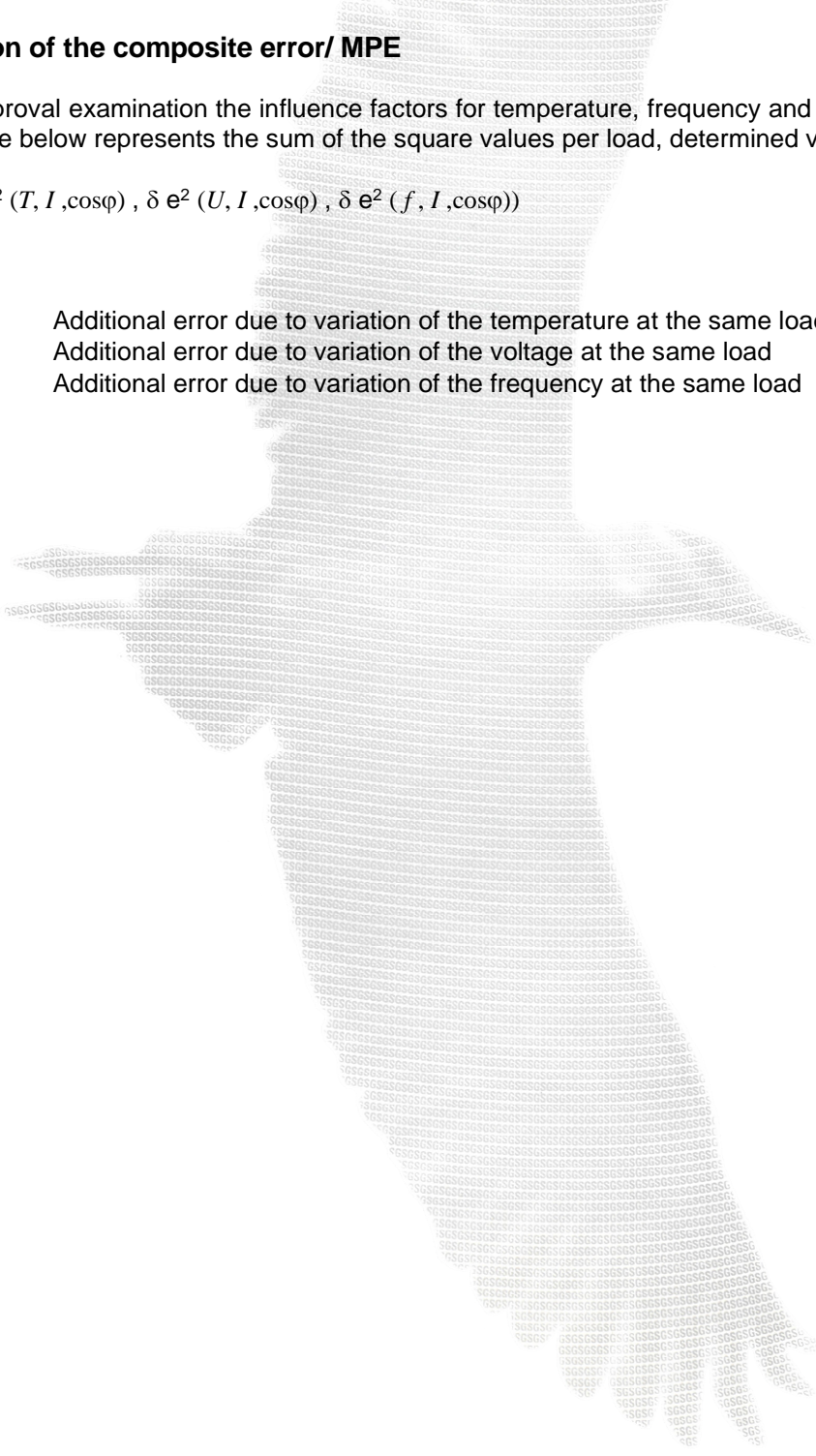
4. Calculation of the composite error/ MPE

During the type approval examination the influence factors for temperature, frequency and voltage are determined per load point. The table below represents the sum of the square values per load, determined via the following formula:-

$$\delta e(T, U, f) = \sqrt{(\delta e^2(T, I, \cos\phi) + \delta e^2(U, I, \cos\phi) + \delta e^2(f, I, \cos\phi))}$$

where

- $\delta e(T, I, \cos\phi)$ = Additional error due to variation of the temperature at the same load
- $\delta e(U, I, \cos\phi)$ = Additional error due to variation of the voltage at the same load
- $\delta e(f, I, \cos\phi)$ = Additional error due to variation of the frequency at the same load



		Influence Factors for Temperature. Frequency & Voltage							
Current	PF Cos	-40°C	-25°C	-10°C	5°C	30°C	40°C	55°C	70°C
I _{min}	1.0	1.10	0.46	0.34	0.14	0.18	0.29	0.52	0.10
I _{tr}	1.0	1.03	0.57	0.39	0.19	0.11	0.24	0.46	0.21
10I _{tr}	1.0	0.97	0.64	0.45	0.25	0.06	0.20	0.42	0.29
I _{max}	1.0	0.96	0.75	0.60	0.44	0.26	0.23	0.30	0.25
I _{tr}	0.5ind	1.08	0.56	0.40	0.20	0.14	0.24	0.49	0.15
10I _{tr}	0.5ind	0.89	0.60	0.43	0.23	0.11	0.23	0.45	0.36
I _{max}	0.5ind	0.81	0.62	0.47	0.30	0.05	0.10	0.28	0.06
I _{tr}	0.8cap	1.06	0.65	0.46	0.27	0.11	0.21	0.43	0.12
10I _{tr}	0.8cap	0.93	0.62	0.44	0.24	0.12	0.24	0.46	0.30
I _{max}	0.8cap	0.94	0.69	0.55	0.37	0.16	0.14	0.28	0.17
L1									0.00
I _{tr}	1.0	0.23	0.84	0.60	0.32	0.08	0.20	0.48	0.18
10I _{tr}	1.0	1.19	0.97	0.71	0.46	0.10	0.13	0.36	0.12
I _{max}	1.0	1.16	0.93	0.70	0.48	0.16	0.06	0.25	0.24
I _{tr}	0.5ind	1.14	0.60	0.32	0.09	0.25	0.42	0.66	0.18
10I _{tr}	0.5ind	1.26	0.79	0.56	0.29	0.12	0.27	0.53	0.10
I _{max}	0.5ind	1.25	0.84	0.63	0.40	0.10	0.11	0.33	0.25
L2									
I _{tr}	1.0	0.93	0.40	0.26	0.09	0.08	0.16	0.37	0.67
10I _{tr}	1.0	1.13	0.42	0.31	0.19	0.08	0.17	0.36	0.48
I _{max}	1.0	1.09	0.44	0.36	0.25	0.08	0.08	0.23	0.20
I _{tr}	0.5ind	0.88	0.20	0.09	0.24	0.27	0.35	0.53	0.78
10I _{tr}	0.5ind	1.17	0.43	0.30	0.17	0.10	0.20	0.40	0.51
I _{max}	0.5ind	1.20	0.46	0.35	0.25	0.09	0.06	0.20	0.16
L3									
I _{tr}	1.0	0.73	0.55	0.37	0.15	0.14	0.30	0.51	0.10
10I _{tr}	1.0	0.77	0.51	0.33	0.11	0.20	0.33	0.56	0.04
I _{max}	1.0	0.59	0.55	0.39	0.21	0.10	0.21	0.52	0.32
I _{tr}	0.5ind	0.30	0.41	0.24	0.06	0.32	0.46	0.66	0.26
10I _{tr}	0.5ind	0.41	0.41	0.22	0.04	0.31	0.46	0.67	0.23
I _{max}	0.5ind	0.32	0.43	0.30	0.34	0.17	0.30	0.53	0.18



EU-Type Examination Certificate Number:

0120/SGS0527

Issue Number: 2


Dated: 21 February 2022

5. Annex of Variants

Product Variant Identification Details:

Type Designation	Description of meter
48C03134	Three phase, multi-function, 2 pulse outputs and 1 RS485 communication port
48C03136	Three phase, multi-function, 2 pulse outputs and 1 Mbus communication port

Modifications to the meter(s) described according to approval No.**0120/SGS0527** must be notified to the issuing body to confirm the meter(s) continuing compliance to the relevant pattern approval standard(s).

	EU-Type Examination Certificate Number:	
	0120/SGS0527	
	Issue Number: 2	Dated: 21 February 2022

6. Document Revision History

Issue	Date	Comments
1	24/01/2022	Initial Issue
2	21/02/2022	Photo with incorrect SGS TEC number corrected



This document is issued by the Company subject to its General Conditions for Certification Services, available on request or accessible at <http://www.sgs.com/en/Terms-and-Conditions.aspx>.

Attention is drawn to the limitation of liability, indemnification and jurisdiction issues defined therein. Any holder of this document is advised that information contained hereon reflects the Company's findings at the time of its intervention only and within the limits of Client's instructions, if any. The Company's sole responsibility is to its Client and this document does not exonerate parties to a transaction from exercising all their rights and obligations under the transaction documents. This document cannot be reproduced except in full, without prior written approval of the Company. Any unauthorized alteration, forgery or falsification of the content or appearance of this document is unlawful and offenders may be prosecuted to the fullest extent of the law.

Unless otherwise stated the results shown in this test report refer only to the sample(s) tested *and such sample(s) are retained for 28 days only.*

END OF CERTIFICATE