

# ATyS C55

## ATS Controller

smart functions



ATyS C55

### Function

**ATyS C55** is a complete ATSE controller that can be used to pilot a remotely operated transfer switch of any technology: motorised switches (e.g. ATyS r, ATyS S or ATyS d M), circuit breakers or contactors. ATyS C55 ensure the automatic or remotely controlled transfer from one source to another, with configurable timers and thresholds, for any combination of sources: 2 transformers, 1 transformer and 1 genset or 2 gensets.

### Advantages

#### Fast commissioning

On initial power up, the ATyS C55's smart wizard will guide the operator through the commissioning process.

#### Versatile

The ATyS C55 is compatible with contactors, breakers and switches. It can also work for all type of 2-source applications combining mains and gensets.

#### Clear visualisation and operation

- High-resolution LCD screen with clear defined messages.
- Real-time pop-ups to show timers, alarms, faults and information alerts.
- Quick and easy access to main functions through the front face with direct key input.
- Complete configuration can be achieved through the front face or via software (EasyConfig).

### General characteristics

- Self-powered from sensing.
- Wide voltage range (88-576VAC).
- 24 VDC aux power supply (for optional use).
- 2 latching relays.
- Smart commissioning wizard.
- IP65 degree of protection with gasket (accessory).
- 1000 Alarms and Events.
- 6 fully configurable I/O.
- Genset scheduler.
- Door or back plate mounting.
- Main/Main, Main/Genset and Genset/Genset applications.
- Easyconfig configuration software.
- RS485 Modbus communication.
- Ethernet, SNMP, BACnet using DIRIS M-70 gateways. Includes Webserver.
- A DIRIS Digiware D-70 gateway can be utilised as a remote display for multiple ATyS C55/C65 controllers; the D-70 also provides Ethernet, SNMP & BACnet connectivity.

### The solution for

- > Commercial buildings
- > Applications:
  - Genset/Genset
  - Network/Genset
  - Network/Network
  - External/portable systems



### Strong points

- > Smart commissioning
- > Intuitive use
- > Hi-resolution LCD screen

### Conformity to standards

- > IEC 61010-2-201
- > IEC 60947-6-1
- > GB/T 14048.11 Annex C




### Communication gateways



DIRIS Digiware M-70 & D-70

### Compatible with



ATyS r  
Transfer Switching  
Equipment

Double power supply  
DPS Optional for use  
with ATyS r, breakers  
and contactors without  
integrated DPS

### References

Description	Reference
ATyS C55 – ATS controller (includes mounting kits)	1600 0055
IP65 gasket for door cut-out (1)	1609 0001
DIRIS Digiware M-50 multi-protocol Ethernet gateway	4829 0221
DIRIS Digiware D-50 multipoint display, Ethernet output	4829 0204
DIRIS Digiware M-70 communication gateway for Ethernet & Webserver	4829 0222
DIRIS Digiware D-70 communication gateway for Ethernet & Webserver and multi-product display	4829 0203
Double power supply - DPS	1599 4001
ATyS r - Remotely operated Transfer Switching Equipment	9523 xxxx (2)

(1) The gasket provides an IP65 seal between the controller and the panel door; the front face (display & keys) is IP65 as standard.

(2) xxxx variable based on the number of poles and rating.

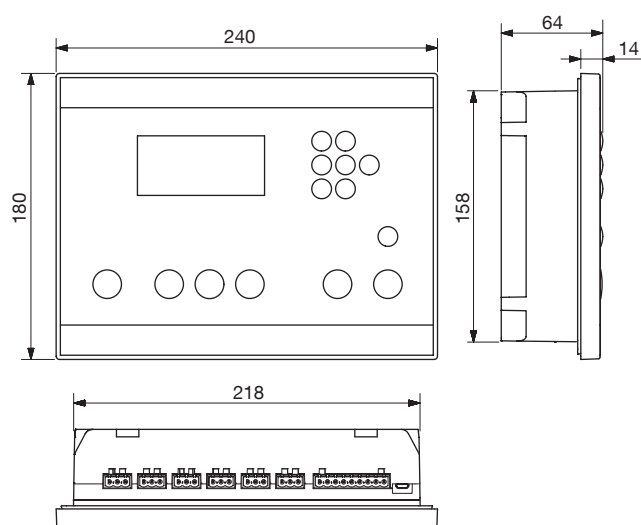
## Front panel



atyasc\_017x

1. Dashboard displays.
2. Navigation keypad.
3. Mimic LED indication.
4. Lamp test button / LED info.
5. AUTO mode select.
6. TEST button.
7. CONTROL mode select.
8. Position orders (only in CONTROL mode).
9. Inhibit and communication indication.
10. Hi-res LCD screen.

## Dimensions (mm)



atyasc\_006\_a\_1\_x\_cat.ai

## Characteristics

### Electrical characteristics

AC operating limits	110 - 480 VAC ±20%
Optional DC supply	24 VDC
Frequency limits	45 - 65 Hz
Power consumption	< 10 W
Inputs	6, fully programmable
Outputs	6, fully programmable
Output relays	8 A AC15
EMC classification	Class A and B
Impulse withstand	8/6 kV <sup>(1)</sup>
Overvoltage category	CAT 3

(1) 8 kV tested between phases of a different source and 6 kV tested between phases of a the same source.

### Mechanical characteristics

Weight	1080 gr
Door cutout	220 x 160 mm
Protection degree	IP65 with optional gasket
Operating temperature	-30 ... +70 °C

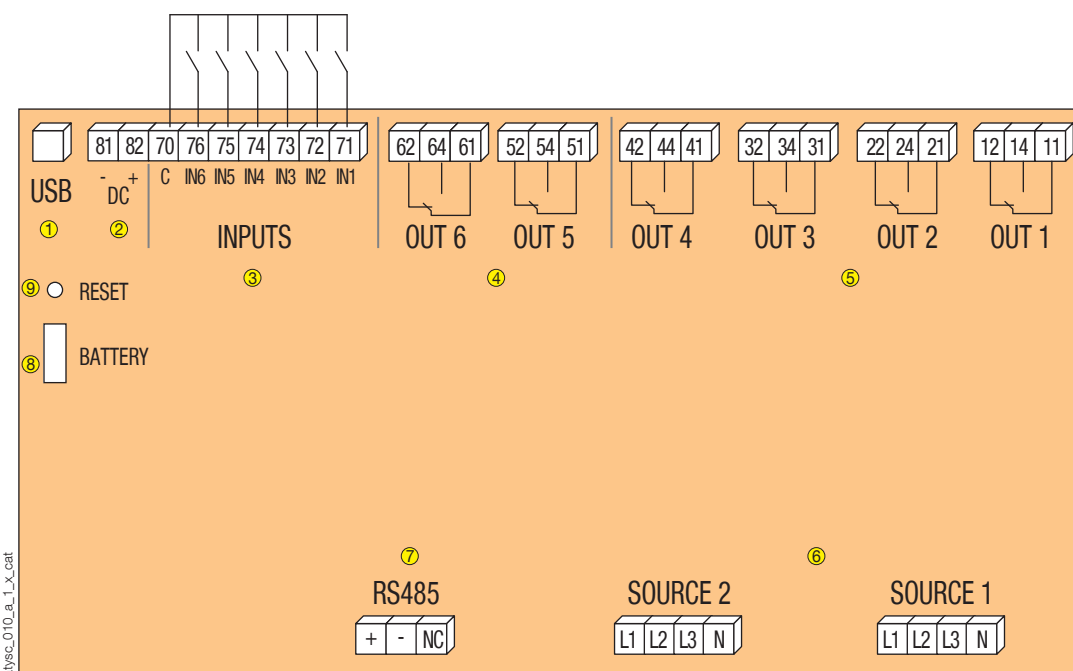
### Communications

Interface type	RS485. 2 to 3 half duplex wires
Protocol	MODBUS RTU
Baudrate	programmable 1200 - 115200 bps

### Display

Screen resolution	350 x 160 pixels
Event recorder	1000 events

## Terminals



atyasc\_010\_a\_1\_x\_cat

1. Configuration USB
2. 24 VDC aux power supply (for optional use)
3. 6 x inputs
4. 2 x latching relay outputs
5. 4 x relay outputs
6. Source sensing (110-480 ±20%)
7. RS485 communication
8. Replaceable RTC battery
9. Hard reset button