



# ITYS PRO

UPS from 10 to 20 kVA

Reliable cost-effective power protection



# Cost-effective high performance equipment now in stock!

Compact, easy to use and flexible, whilst providing optimum reliability, total protection and cost-savings. ITYS PRO is the latest innovative UPS solution designed and produced by Socomec simplifying each step of your project - from the design through to the installation, including all maintenance operations, ensuring business continuity and reducing the total cost of ownership for the electrical infrastructure.



## Easy solution

Electrical equipment installers and contractors require UPS solutions that are easy to order and operate to get their job done quickly and efficiently. ITYS PRO is a **very compact but fully equipped UPS** that greatly **simplifies the installation** and **reduces the overall start-up costs**. Easy to set-up and manage, it ensures fast deployment of the UPS with minimal effort and time.

## Adaptable protection

Facility managers and consultants look for easy-to-adapt and feature-rich UPS solutions.

**Flexible configurations, high levels of performance and ability to operate in demanding electrical environments** makes ITYS PRO the right choice for designing highly reliable power protection systems, meeting most restrictive project requirements and bid specifications.

## Cost-effective availability

Ensuring continuity and safety of the power supply while minimizing energy and operating costs are key factors in SME business critical applications. ITYS PRO, combining **top performance and reliability in a cost-effective offer**, guarantees full protection and a low total cost of ownership.

### SOCOME, your best asset

#### European manufacturing group

- Created in 1922.
- A workforce of almost 3000.
- Located on all five continents.

#### A culture of independence

- Family shareholding.
- Control of the decision-making process.
- Respect of human values.

#### The spirit of innovation

- Almost 10% of turnover is invested in R&D.

#### A flexible manufacturing structure

- Competitive production sites.
- Lean Management.
- Lead times, quality and cost guaranteed.

#### The vision of a specialist

- Expertise in core technologies.
- Product adaptations as per customer requirements.

#### A focus on service

- Advice, technical assistance and call-out, training.
- Teams located across the globe.

ENERGY  
SPECIALIST  
SINCE 1922



# The benefits



## The solution for

- > Server rooms
- > Service sector
- > Infrastructure
- > Healthcare sector
- > Light industrial applications

## Advantages



## Innovative design

- Castor wheels and slider included in the packaging for easy handling without the need of a forklift.
- Very compact footprint, offering lower storage, shipping and floor space costs for the installation.
- Terminal blocks and integrated cable glands for robust and reliable connectivity.
- Clear multilanguage LCD interface for effective UPS operation.
- Unique single battery string simplifies the external battery connection for long back-up times.



## Total adaptability

- Manual maintenance bypass switch available as standard.
- Dual or common input mains.
- Flexible battery configurability without impacting on the footprint.
- Models with internal isolation transformer and IP31 degree of protection.
- IP31 degree of protection available on request for transformerless models.
- Up to 3 battery chargers for very long back-up time requirements.
- Integrated LAN network monitoring via web browser.
- Several communication ports and protocols available for building management system (BMS).




## Optimum availability

- Designed to operate in challenging electrical environments (input voltage anomalies, overload, over temperature, etc.).
- Superior redundant bypass protection reducing the risk of power cuts.
- Low EMI emissions compliant for commercial installations (IEC 62042-2 category C2 on the whole range).
- Innovative battery management producing virtually zero ripple on batteries to extend battery life.

# Technical data

## Different UPS configurations, a single battery cabinet



(1) IP31 model.

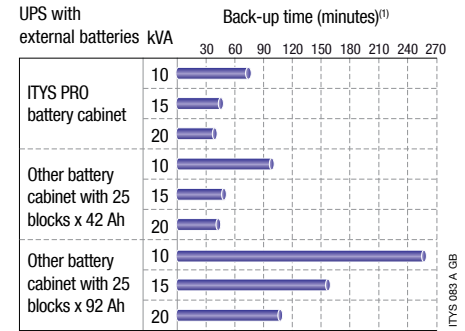
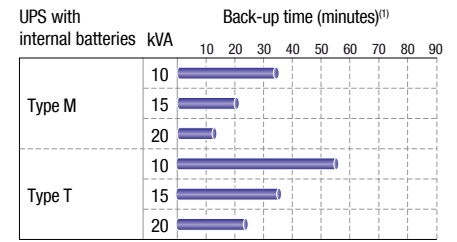
	ITYS PRO		
Sn [kVA]	10	15	20
Pn [kW] <sup>(2)(3)</sup>	9	13.5	18
Input/output <sup>(2)(3)</sup>	3/1 - 3/3		
<b>INPUT</b>			
Voltage	3P+N 400 V ± 20% (- 40% @ 70% of nominal load)		
Frequency	50/60 Hz ± 10%		
Power factor/THDI	0.99/< 2.5%		
<b>OUTPUT</b>			
Voltage	1P+N: 230 V ± 1% (configurable: 208 <sup>(1)</sup> /220/230/240) 3P+N: 400 V ± 1% (configurable: 360 <sup>(1)</sup> /380/400/415)		
Frequency	50/60 Hz ± 2 (up to ± 5 with generator - selectable)		
Overload	Up to 150% for 30 seconds		
Crest factor	3:1 (complying with IEC 62040-3)		
<b>BYPASS</b>			
Voltage	rated output voltage ± 15% (± 20% with generator - selectable)		
Frequency	50/60 Hz ± 2 (up to ± 5 with generator - selectable)		
<b>COMMUNICATION</b>			
Interfaces	RS232 - Ethernet		
Optional cards	SNMP card - ADC/RS485 card - MODBUS card		
Communication software	LOCAL VIEW - NETVISION - WEB BROWSER		
<b>EFFICIENCY</b>			
Online mode/Eco Mode	without transformer: up to 95%/up to 98% with transformer: up to 92%/up to 95%		
<b>UPS CABINET</b>			
Noise level at 1 m	< 51 dBA	< 54 dBA	
Weight (without internal batteries)	type S: 58 kg, type M: 75 kg type T (without transformer): 82 kg, type T (with transformer): up to 208 kg		
Degree of protection	without transformer: IP20 (IP31 on request), with transformer: IP31		
<b>STANDARDS</b>			
Safety	EN 62040-1, EN 60950-1, AS 62040.1.1, AS 62040.1.2		
EMC	IEC/EN 62040-2 class C2, AS 62040.2		
Performance	VFI-SS-111 - IEC/EN 62040-3 - AS 62040.3		
Product certification	CE, RCM (E2376)		

(1) @ Pout = 90% Pnom.

(2) Models without transformer and models with transformer connected to the UPS output.


(3) For models with transformer connected to the UPS input, please contact us.

## UPS and batteries



(1) Operating with normal load.

## Rear view connections



1. EPO (Emergency Power Off)
2. Ethernet port
3. RS232 serial port
4. Slot for optional communication boards
5. Mains, auxiliary mains, output and manual bypass protective devices
6. Input, output and external battery terminal board
7. Battery protection (M and T models)
8. Castor wheel with security lock

### SOCOMEK GROUP

SAS SOCOMEC capital 10738740 €  
R.C.S. Strasbourg B 548 500 149  
B.P. 60010 - 1, rue de Westhouse  
F-67235 Benfeld Cedex - FRANCE

### AUSTRALIA

Macquarie Park NSW 2113  
Tel. +61 2 9325 3900  
info.ups.au@socomec.com

### THAILAND

Chatujak Bangkok 10900  
Tel. +66 2 941 1644 7  
info.ups.th@socomec.com

### SINGAPORE

Singapore 408723  
Tel. +65 6506 7600  
info.sg@socomec.com

www.socomec.com

